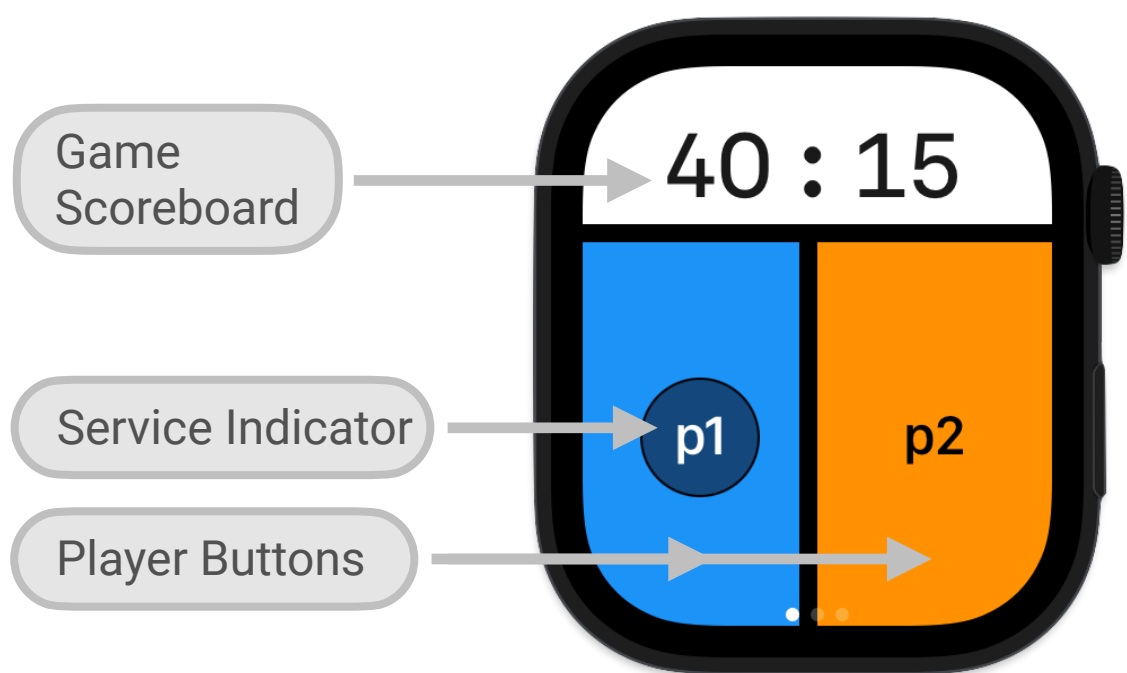


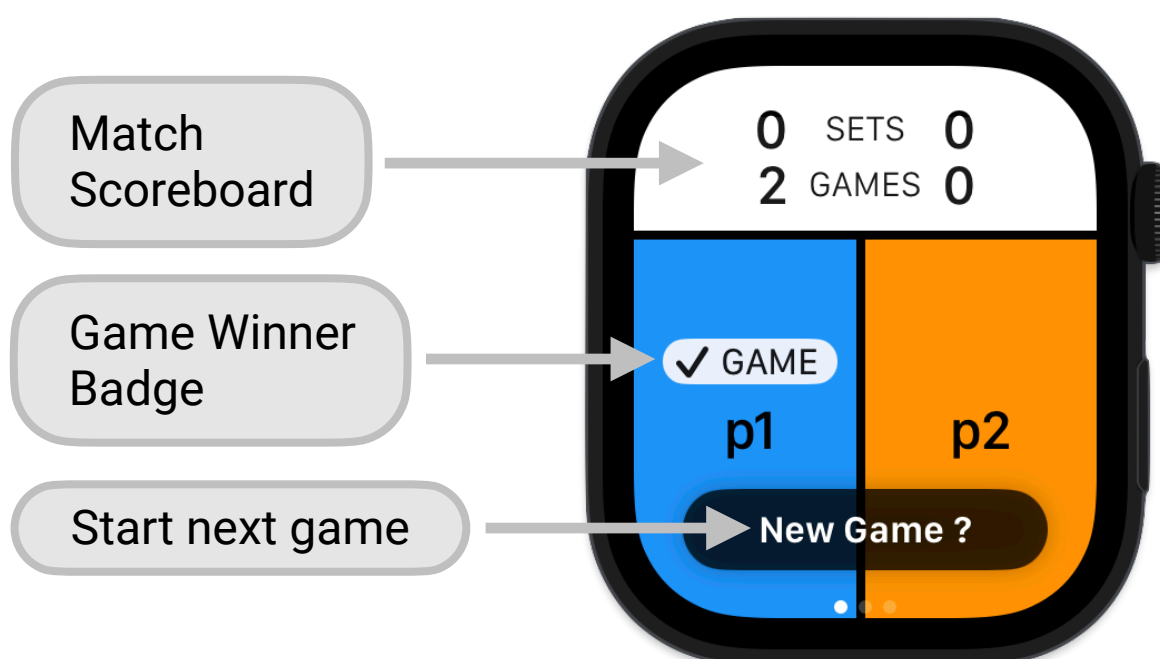
NetTrack - User Guide

Game Tracker

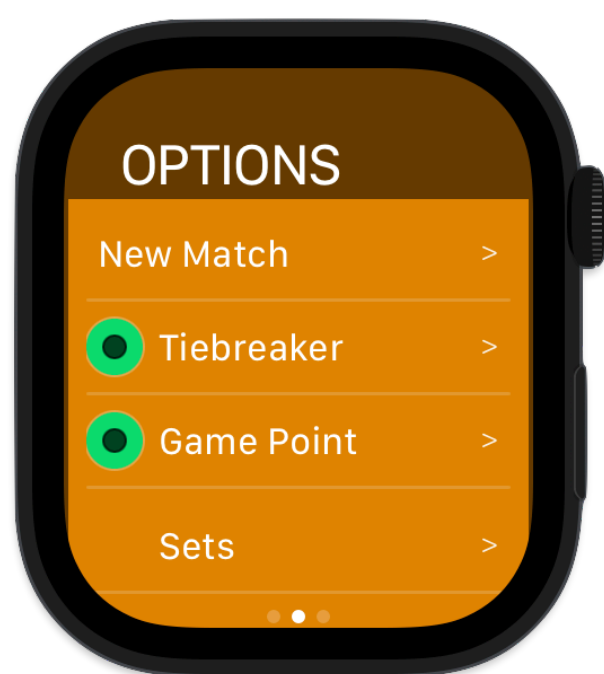


- Choose to be either Player 1 (blue) or Player 2 (orange) for the length of a match. Remember who you are :)
- Tap your player button when you score a point. Tap your opponent's player button when they score.
- NetTrack will keep score and calculate the winner of each game, set and match.

- The **Service Indicator** highlights the player currently at service throughout the match. By default, Player 1 will serve first at the beginning of a new match. This can be changed to have Player 2 serve first (see Options -> Service)
- NetTrack will **announce** each point aloud if this option is enabled (see Settings -> Voice). The current server's score will always be announced first.
- Tap the Scoreboard to toggle between the **Game Score** and **Match Score** displays.
- Game Score shows the points scored during the current game.
- Match Score shows the games and sets won by both players during the current match. This display always shows the score for Player 1 first, and then the score for Player 2, in alignment with the player buttons.
- If you add a point by mistake, long-press any player button to roll it back and **revert** to the previous point in the game.
- The Game Scoreboard will display **the server's score first** by default. It can be configured to always display the score for Player 1 first (see Settings -> Scoreboard)
- Swipe-right to access the Options and Setting menus.

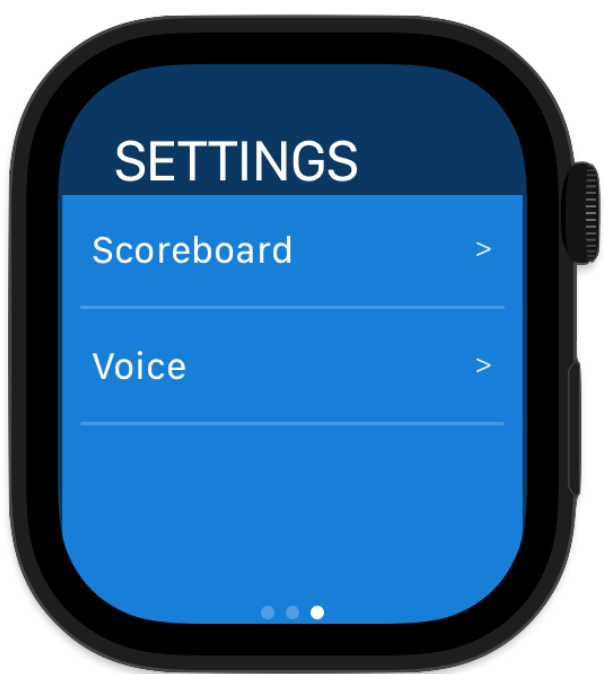


Options



- **Tiebreaker.** Enable this match option to enter a tiebreak when the players reach 6-6 games in a set. Select the length of the tiebreak: 7 or 10 points.
- **Game Point.** When this option is enabled, a Game Point or 'Golden Point' will be played when the players reach a certain deuce number, configurable from 1 to 4. The winner of that single point wins the game.
- **Match Length.** Select best-of-3 or best-of-5.
- **Service.** Select which player will serve at the start of a new match. This is useful if, for convenience, you want to always play as the same player (p1 or p2). You can keep your player preference and assign the first service to whomever wins the coin toss.

Settings



- **Scoreboard.** Toggle the option to display the server's score first, or to always display the score for Player 1 first. Choose whatever option is more intuitive for you. (Note that the spoken announcement will *always* say the server's score first.)
- **Voice.** Toggle spoken announcements on and off.